

Curriculum Vitae Lars Rönstrand



- Translational Cancer Research, Dept. Laboratory Medicine, Lund University, Medicion Village, Lund
- Lund Stem Cell Center, Dept. of Laboratory Medicine, Lund University, Lund
- Dept. of Oncology, Skåne University Hospital, Lund, Sweden

Affiliated with:

- BioCARE, cancer network at Lund University <https://www.med.lu.se/biocare>
- CanFaster, PhD program in cancer and entrepreneurship (under H2020 / Marie Skłodowska-Curie Actions). <http://www.createhealth.lth.se/research/canfaster/>
- Lund Stem Cell Center https://www.med.lu.se/lund_stem_cell_center
- StemTherapy https://www.med.lu.se/lund_stem_cell_center/stemtherapy

<http://www.ronnstrandlab.com>

Higher Education qualification(s):

BSc in Chemistry, Lund University 1982

Biomedical Education, Uppsala University, 1982

Degree of Doctor:

1989; Medical and Physiological Chemistry, Uppsala University; "Purification, characterization and studies on the in vivo distribution of the B-type receptor for platelet derived growth factor". Supervisor: Prof. Carl-Henrik Heldin.

Postdoctoral Positions:

1989-1990 Memorial Sloan-Kettering Cancer Center, New York, USA (mentor: Joan Massagué)

1991-1993 Ludwig Institute for Cancer Research, Uppsala (mentor: Carl-Henrik Heldin)

Lars Rönstrand

Qualification required for appointment as a docent:

1994 Uppsala University (Molecular Cell Biology)

e

Position:

of Molecular Medicine, Dept. of Laboratory Medicine, Lund,
University 2002-present

Positions and periods of appointment:

Member, Ludwig Institute for Cancer Research, Uppsala 1993-1999

Associate Member, Ludwig Institute for Cancer Research, Uppsala 1999-2002

Higher researcher position in "Growth factors and their mechanism action" funded by the Swedish Research Council 2000-2005

Interruption in research

Parental leave 4 months, May-August 1999

Courses I have taken during my time as professor at Lund University

- Leadership course (Ledarskap i Kreativ Akademi 4; in total 7 days during 2003 and 2004) including jointly producing a proposal for reorganization of the Medical Faculty in Lund.
- Course in PhD supervision, Medical Faculty, Lund University 2003
- Pedagogic course in Problem-Based Learning (PBL) 2003
- Course on how to conduct annual staff appraisals 2006, 2018
- Course "How to deal with media, for leaders and researchers" 2009-11-26
- Course in gender equality and equal treatment "See the human being" ("Se människan"). Half-day, organized by the Committee for Gender Equality and Equal Treatment 2013-02-23

Awards

- EMBO Long Term Fellowship 1989-1990
- Ulla och Per-Eric Schybergs Foundation Prize 2004

Supervision: PhD students as principal supervisor

Simon Ekman (2000); Johan Lennartsson (2002); Anders Kallin (2003); Malin Pedersen (2009); Kristina Masson (2009); Elena Razumovskaya (2011); Bengt Phung (2013); Oscar

Lindblad (2016); Sausan Moharram, accepted as PhD student 2016; Marisse Asong, accepted as PhD student 2018.

Supervision: PhD students as assistant supervisor

Peter Blume-Jensen (1995); Klaus Hansen (1996), Magnus Sundström (2001); Tobias Sjöblom (2002); Marie Fridberg (2009); Emma Henriksson (2012); Susann Reinbothe (2015); Alissa Marhäll (2018)

Supervision: Postdocs as principal supervisor

Osamu Kozawa 941018-950811; Kerstin Thömmes 960601-980331; Muhammad Emaduddin 970619-990131; Akira Mogi 980601-000531; Patrik Wollberg 971117-000731; Enrico Bracco 000101-010831; Oleksandr Voytyuk 000801-041231; Jean-Baptiste Demoulin 001115-020801; Federica Chiara 020211-020801; Torben Österlund 021001-040931; Elke Heiss 030601-050801; Christina Sundberg 030901-060901; Tao Liu 051001-070425; Rasheed Khan 071001-091014; Clara Isabel Aceves 090901-100901; Shruti Agarwal, 101201-120901; Tine Thingholm 2011-2013; Sachin Raj, 160315-170601; Julhash U. Kazi 100308-150101; Rohit Chougule, 140908-180801; Jianmin Sun 041001-present.

Thesis examination

PhD thesis Faculty Examiner at 18 PhD dissertations:

- Birgitte Ursø Hagedorn Research Institute, Copenhagen, 1996
- Elisabeth Douglas Galsgaard, Hagedorn Research Institute, Copenhagen, 1997
- Lena Stenson-Holst, Department of Cell and Molecular Biology, Lund, 1998
- Jan Amstrup, Hagedorn Research Institute, Copenhagen, 1999
- Nikolaj Blom. Technical University of Denmark, Copenhagen, 1999
- Anna Karina Busch, Hagedorn Research Institute, Copenhagen, 1999
- Lone Finnerup Juhl, Hagedorn Research Institute, Copenhagen, 1999
- Jannik Andersen, Panum Institute, Copenhagen, 2001
- Leonard Girnita, Karolinska Institute, 2002
- Maria Henriksson, Umeå University 2003
- Hong Xu, Karolinska Institute 2006
- Eystein Oveland, Bergen, Norway 2008
- Stine Skovbo Olsen, Copenhagen May 2010

- Mats Dehlin, Gothenburg, 2012
- Bo Rafn, Copenhagen May 17, 2013
- Alamdar Hussain, Karolinska Institute June 13, 2013
- Christina Dahl, Copenhagen March 24, 2014
- Manuela Gustafsson, Karolinska Institute. September 9, 2017

Grant reviewing

- Chairman of Evaluation Committee F1 (Basic disease mechanisms – molecular, cellular and biochemical aspects). Swedish Research Council 2018 and 2019.
- Member of Evaluation Committee F1 (Basic disease mechanisms – molecular, cellular and biochemical aspects) Swedish Research Council 2012 and 2017;
- Member of Evaluation Committee F2 (Basic disease mechanisms – molecular, cellular and biochemical aspects) Swedish Research Council 2009 and 2011
- Member of evaluation committee B1 (Gene regulation, biochemistry, structural biology), Swedish Cancer Society, 2019.
- Member of evaluation committee Norwegian Cancer Foundation (Peer Review Committee 1: Basic research 1) 2018.
- Member of evaluation committee for cancer applications to the Norwegian Research Council 2004
- Karolinska Institute (evaluation of junior researcher positions) 2011, 2013-2017
- Ad hoc reviewer for several research organizations, including Association for International Cancer Research (AICR), Swiss National Science Foundation, The Academy of Finland, Research Council for Health and Research Council for Environment and Natural Resources, Italian Cancer Foundation, Belgian Cancer Foundation, North West Cancer Research Fund (UK), STINT, French National Cancer Institute, Fondation pour la Recherche Médicale (France), Fonds National de la Recherche Luxembourg, Deutsche Forschungsgemeinschaft, The Wellcome Trust, Leukaemia & Lymphoma Research (UK) Swedish Research Council-Natural Sciences, Bergen Research Foundation (Norway), Cancer Research UK, Cancer Research Wales, Medical Research Council (UK), Czech Science Foundation, Israel Science Foundation, The National Centre for Research and Development in Poland

Membership in professional societies

- American Association for Cancer Research (AACR)
- American Society for Biochemistry and Molecular Biology (ASBMB)

- American Society of Hematology (ASH)
- European Association for Cancer Research (EACR)
- European Hematology Association (EHA)
- American Society of Physiology
- Royal Physiographic Society, Lund, Sweden. Elected member

Commissions of Trust

- Organizer (together with Arne Östman) of “UICC Advanced Course on Cell Signaling and Cancer”, Tammsvik Conference Center, Sweden August 5-8, 1999
- Member of the Steering Committee (Institutionsstyrelse) at the Dept. of Laboratory Medicine, Malmö 2003-2012
- Head of the Division of Experimental Clinical Chemistry, Dept. of Laboratory Medicine, Malmö 2002-2004 (until it through a reorganization of the Medical Faculty 2005 formed a part of the Section of Clinical Chemistry)
- Member of the Board of Malmö Cancer Center 2005-2013
- Chairman of the equipment grant committee at Malmö Cancer Center 2006-2007
- Co-organizer of Malmö Cancer Seminars 2004-2009
- Organizer (together with prof. Eiríkur Steingrímsson) of the conference “Melanocytes and Melanoma – from basic science to clinical applications”, Malmö June 18-20, 2012
- Vice-chairman of the Postgraduate Training Committee (Forskarutbildningskommittén) at the Medical Faculty, Lund University 2009-2012
- Acting chairman of the Postgraduate Training Committee (Forskarutbildningskommittén) at the Medical Faculty, Lund University January 1st, 2012 – February 28, 2012 (awaiting appointment of a new vice-dean)
- Member of the Committee for Gender Equality, Equal Opportunities and Diversity (Kommittén för jämställdhet och likabehandling), Medical Faculty, Lund 2012-2013
- Chairman of the steering committee organizing Lund University Cancer Center Seminars, Medicon Village, Lund 2014
- Member of Brand Management Committee, Medicon Village 2013- now
- Member of the editorial board of Lund Medical Faculty Monthly (LMFM) 2016
- Co-organizer of Focus on Cancer Collaboration, Medicon Village, Lund, March 12, 2019, a conference meant to facilitate collaborations between academia, hospital and industry. I invited Prof. Joseph Schlessinger as keynote lecturer due to his excellence in science combined with excellent entrepreneurship

- Deputy Head of the Division of Translational Cancer Research, 2019- now

Expert Witness

- Expert Witness in the patent infringement litigation T-833-11 Apotex Inc. v. Novartis AG. September, 2012 Toronto, Canada. This process dealt with the Canadian patent of Gleevec.
- Expert Witness in the patent litigation T-2021-10 Teva Canada Limited v. Novartis AG. September, 2012 Toronto, Canada. This process dealt with the Canadian patent of Gleevec.

Connections with industry

- Advisor for BioMarin Pharmaceuticals, San Rafael, California 2014
- Advisory Board Member, OncoSignature AB 2016-2018
- Advisory Board Member, Acrivon Therapeutics 2018-
- Founder and chairman, PhosphoDynamics AB 2016-

Patents

- U.S. Patent No: 5,229,495: Ichijo H, Miyazono K, Rönstrand L, Hellman U, Wernstedt C and Heldin CH “Substantially pure receptor like TGF-beta binding molecules and uses thereof”. 1993-07-19;
- U.S. Patent No: 5,578,703 Ichijo H, Miyazono K, Rönstrand L, Hellman U, Wernstedt C and Heldin CH “Substantially pure receptor like TGF-beta1 binding molecules.” 1996-11-25
- US Patent No: 5,731,200 Ichijo H, Miyazono K, Rönstrand L, Hellman U, Wernstedt C and Heldin CH “Isolated nucleic acid encoding receptor-like TGF-beta1 binding protein.” 1998-03-23

Teaching

Apart from supervision of numerous PhD students and postdocs, I have been involved in teaching of the students at the Medical School and students at the Biomedicine Program.

Summary of my teaching since joining Lund University in 2002:

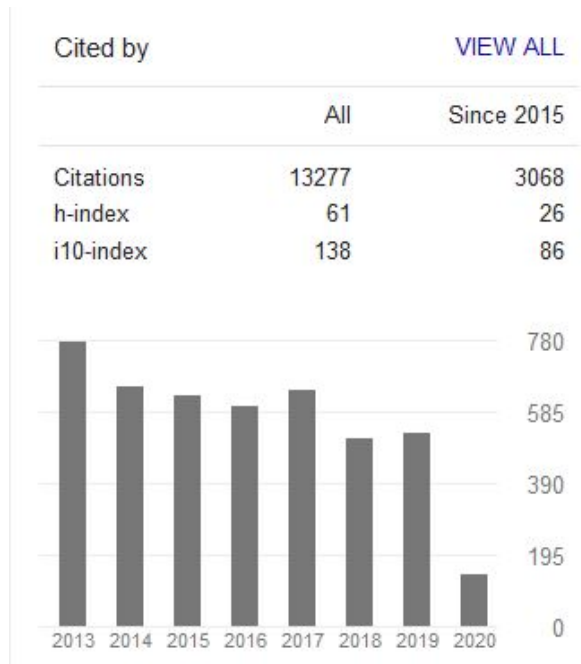
- Tutor at the 4th semester of Medical School, Malmö (problem-based learning) 2003-2013. This semester is focused on microbiology, virology and tumor biology
- Tutor at the 3rd semester of Medical School, Lund (problem-based learning) 2013-present. This semester is focused on homeostasis
- Lecture on “Growth factors and cancer- basic principles”, 4th semester Medical School, Malmö. Every semester since 2007 - present

- Lecture “Receptor tyrosine kinases and how they can contribute to the development of cancer”. 1st semester of the Biomedicine Program 2005, 2006,
- Lecture “Growth factor and cytokine signalling”. Biomedicine Program, 2 lectures. 2006-2018
- Lecture at Tumor biology course, Lund University “Growth factors in cancer” 2005-2015, 2017-2019
- Lecture at course for PhD students “Tumor biology and targeted therapies”: “The role of growth factors and receptors in cancer” 2015, 2017
- Lecture on “Growth factor signaling in cancer. Functional and therapeutic implications” at a meeting organized by Svensk Onkologisk Förening for MD specialists in training. 2003-03-15

Publications

In total 158 publications (PubMed 20-04-08). Web of Science: 229 publications (20-04-08), 9639 citations, H-index 52. Google Scholar Citations: 240 publications, 13277 citations, H-index 61. ORCID ID 0000-0003-1275-5809

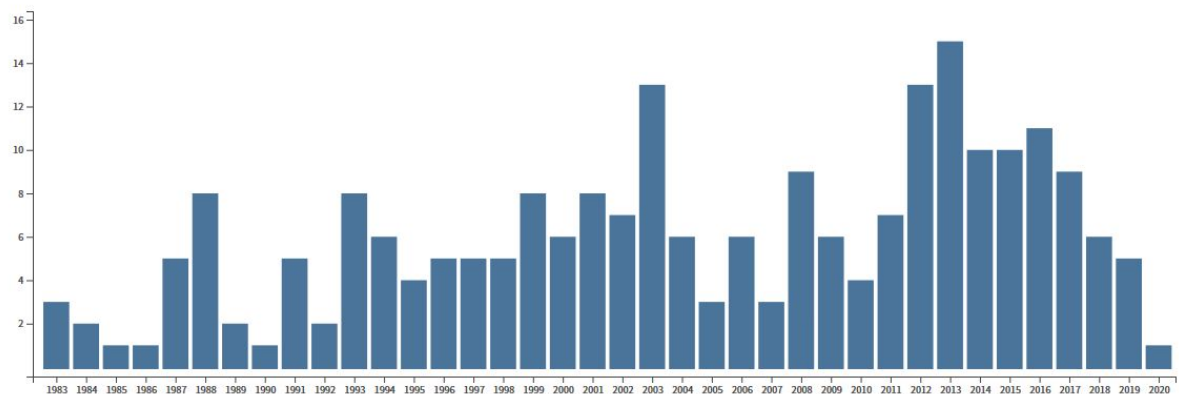
GOOGLE SCHOLAR CITATIONS



Web of Science

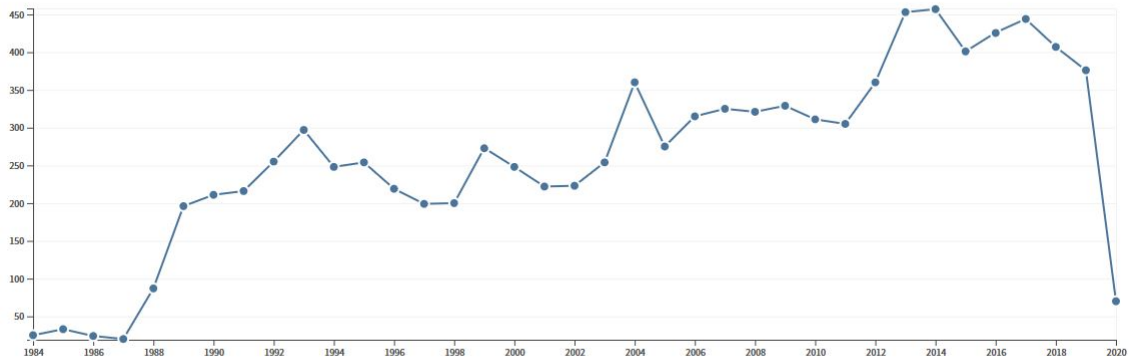
Total Publications

229 [Analyze](#)



Publications per year

Sum of Times Cited per Year



Citations per year

SCOPUS

159 documents, 8778 citations, H-index 49 (200408)

List of publications

The ten most important publications with me as senior author from recent time are marked with an *. Shared authorships are marked with *

Original publications

1. Nordgaard C, Doll S, Matos A, Hoeberg M, Kazi J, Friis S, Stenvang J, **Rönstrand L**, Mann M, Moreira J (2019) Metallopeptidase inhibitor 1 (TIMP-1) promotes receptor tyrosine kinase c-Kit signaling in colorectal cancer. **Mol Onc** 13, 2646-2662
2. Moharram SA, Shah K, Khanum F, **Rönstrand L** and Kazi JU (2019) The ALK inhibitor ADZ3463 effectively inhibits growth of sorafenib-resistant acute myeloid leukemia. **Blood Cancer J** 9:5 LETTER
3. Li T, Deng Y, Shi Y, Tian R, Chen Y, Zou L, Kazi JU, **Rönstrand L**, Feng B, Chan SO, Chan W-Y, Sun J, and Zhao H (2018) Bruton's tyrosine kinase potentiates ALK signaling and serves as a potential therapeutic target of neuroblastoma. **Oncogene** 37, 6180-6194
4. Sun J, Thingholm T, Højrup P and **Rönstrand L** (2018) XK-related protein 5 (XKR5) is a novel negative regulator of KIT/D816V-mediated transformation. **Oncogenesis** 7(6): 48
5. Hyrenius-Wittsten A, Pilheden M, Sturesson H, Hansson J, Walsh MP, Song G, Kazi JU, Liu J, Ramakrishnan R, Garcia Ruiz C, Nance S, Gupta P, Zhang J, **Rönstrand L**, Hultquist A,

- Downing JR, Lindkvist-Petersson K, Paulsson K, Järås M, Gruber TA, Ma J and Andersson AK (2018) *De novo* activating mutations drive clonal evolution and enhance clonal fitness in KMT2A-rearranged leukemia. **Nat Commun** 9(1):1770
6. Rupal K, Moharram SA, Kazi JU and **Rönstrand L** (2018) Src-like adaptor protein 2 (SLAP2) is a negative regulator of KIT-D816V-mediated oncogenic transformation. **Sci Rep** 8(1): 6405
 7. Marhäll A, Heidel F, Fischer T, **Rönstrand L** (2018) Internal tandem duplication mutations in the tyrosine kinase domain of FLT3 display a higher oncogenic potential than the activation loop D835Y mutation. **Ann Hematol** 97(5), 773-780
 8. *Marhäll A, Kazi JU* and **Rönstrand L*** (2017) The Src family kinase LCK cooperates with oncogenic FLT3/ITD in cellular transformation. **Sci Rep** 7, 13734
 9. *Phung B, Kazi JU, Lundby A, Bergsteinsdottir K, Sun J, Goding CR, Jönsson G, Olsen JV, Steingrímsson E* and **Rönstrand L.*** (2017) KITD816V induces SRC-mediated tyrosine phosphorylation of MITF and altered transcription program in melanoma. **Mol Cancer Res** 15, 1265-1274
 10. *Kazi JU, Chougule RA, Li T, Su X, Moharram SA, Rupal K, Marhäll A, Gazi M, Sun J, Zhao H and **Rönstrand L** (2017) Tyrosine 842 in the activation loop is required for full transformation by the oncogenic mutant FLT3-ITD. **Cell Mol Life Sci**74, 2679-2688
 11. *Kazi JU, Rupal K, Marhäll A, Moharram, SA, Khanum F, Shah K, Mohiuddin G, Nagaraj SRM, Sun J, Chougule RA, **Rönstrand L** (2017). ABL2 suppresses FLT3-ITD-induced cell proliferation through negative regulation of AKT signaling. **Oncotarget** 8, 12194-12202
 12. Moharram SA, Chougule RA, Su X, Li, T, Sun J, Zhao H, **Rönstrand L** and Kazi JU (2016) Src-like adaptor protein 2 (SLAP2) binds to and inhibits FLT3 signaling. **Oncotarget** 7, 57770-82
 13. Lindblad O, Cordero E, Puissant A, Macaulay L, Kabir NN, Sun J, Haraldsson K, Borg Å, Levander F, Stegmaier K, Pietras K, **Rönstrand L** and Kazi JU. (2016) Aberrant Activation of the PI3K/mTOR Pathway Promotes Resistance to FLT3 Inhibition in AML. **Oncogene** 35, 5119-31
 14. Chougule, RA, Cordero, E, Moharram SA, Pietras K, **Rönstrand L** and Kazi JU (2016) Expression of GADS enhances FLT3-induced mitogenic signaling. **Oncotarget** 7, 14112-24

15. Alam MW, Persson CU, Reinbothe S, Kazi JU, **Rönstrand L**, Wigerup C, Ditzel HJ, Lykkesfeldt AE, Pählman S and Jögi A (2016) HIF2alpha contributes to antiestrogen resistance via positive bilateral crosstalk with EGFR in breast cancer cells. **Oncotarget** 7, 11238-50
16. *Chougule R, Kazi JU and **Rönstrand L** (2016) FYN expression potentiates FLT3-ITD-induced STAT5 signaling in acute myeloid leukemia. **Oncotarget** 7, 9964-74
17. Lindblad O, Chougule R, Moharram SA, Kabir NN, Sun J, Kazi JU and **Rönstrand L** (2015) The role of HOXB2 and HOXB3 in acute myeloid leukemia. **Biochem Biophys Res Commun** 467, 742-7
18. Zhang J, Vakhrusheva O, Bandi SR, Demirel Ö, Kazi JU, Gomes Fernandes R, Jakobi K, Eichler A, **Rönstrand L**, Rieger M, Carpino N, Serve H and Brandts CH (2015) The phosphatases STS1 and STS2 regulate hematopoietic stem and progenitor cell fitness. **Stem Cell Reports** 5, 633-646
19. Lindblad O, Li T, Su X, Sun J Kabir NN, Levander F, Zhao H, Lu G, **Rönstrand L** and Kazi JU (2015) BEX1 acts as a tumor suppressor in acute myeloid leukemia. **Oncotarget** 6, 21395-405
20. Lindblad O, Kazi JU, **Rönstrand L**, Sun J (2015) PI3 kinase is indispensable for oncogenic transformation by the V560D mutant of c-Kit in a kinase-independent manner. **Cell Mol Life Sci** 72, 4399-407
21. *Agarwal S, Kazi JU, Mohlin S, Pählman S and **Rönstrand L** (2015) The activation loop tyrosine 823 is essential for the transforming capacity of the c-Kit oncogenic mutant D816V. **Oncogene** 34, 4581-90
22. Kabir NN, **Rönstrand L** and Kazi JU (2014) Keratin 19 expression correlates with poor prognosis in breast cancer. **Mol Biology Rep** 41, 7729-35
23. Puissant A, Fenouille N, Alexe G, Pikman Y, Bassil CF, Mehta S, Du J, Kazi JU, Luciano F, **Rönstrand L**, Kung AL, Aster JC, Galinsky I, Stone RM, DeAngelo DJ, Hemann MT and Stegmaier, K (2014) SYK is a critical regulator of FLT3 in acute myeloid leukemia. **Cancer Cell** 25, 226–242
24. Reinbothe S, Larsson AM, Vaapil M, Wigerup C, Sun J, Jögi A, Neumann D, **Rönstrand L**, Pählman S (2014) EPO-independent functional EPO receptor in breast cancer enhances estrogen receptor activity and promotes cell proliferation **Biochem Biophys Res Commun** 445, 163-9. 2014

25. Kazi JU, Agarwal S, Sun J, Bracco E, and **Rönstrand L** (2014) Src-Like Adaptor Protein (SLAP) differentially regulates normal and oncogenic c-Kit signaling. **J Cell Sci** , 653-662
26. *Sun J, Mohlin S, Lundby A, Hellman U, Pählman S, Olsen JS and **Rönstrand L** (2014) The PI3-kinase isoform p110delta is essential for D816V/c-Kit mediated tumor formation in a manner independent of its lipid kinase activity. **Oncogene** 33, 5360-9
27. Phung B, Steingrímsson E and **Rönstrand L** (2013) Differential activity of c-KIT splice forms is controlled by extracellular peptide insert length. **Cell Signal**, 2231-8
28. Kabir NN, **Rönstrand L**, Kazi JU (2013) The basic helix-loop-helix (bHLH) proteins in breast cancer progression. **Med Oncol** 30, 666. Letter
29. Agarwal S, Kazi JU, **Rönstrand L**. (2013) Phosphorylation of the activation loop tyrosine 823 in c-Kit is crucial for cell survival and proliferation. **J Biol Chem** 288, 22460-8
30. **Rönstrand L**, Phung B. (2013) Enhanced SOX10 and KIT expression in cutaneous melanoma. **Med Oncol** 30, 648. Letter
31. Kazi JU, Vaapil M, Agarwal S, Bracco E, Pählman S, **Rönstrand L**. (2013) The tyrosine kinase CSK associates with FLT3 and c-Kit receptors and regulates downstream signaling. **Cell Signal** 25, 1852-60
32. Kazi JU, Sun J and **Rönstrand L** (2013) Suppressor of cytokine signaling 2 (SOCS2) associates with FLT3 and negatively regulates downstream signaling. **Mol Oncol** 7, 693-703
33. Kazi JU, Sun J and **Rönstrand L** (2013) The presence or absence of IL-3 during long-term culture of Flt3-ITD and c-Kit-D816V expressing Ba/F3 cells influences signaling outcome. **Exp Hematol** 41, 585-7. Letter
34. Kabir NN, **Rönstrand L** and Kazi JU (2013) Deregulation of protein phosphatase expression in acute myeloid leukemia. **Med Oncol** 30, 517. Letter
35. Kabir NN, **Rönstrand L** and Kazi JU (2013) Protein Kinase C expression is deregulated in chronic lymphocytic leukemia. **Leuk Lymphoma** 54, 2288-90
36. Kabir NN, **Rönstrand L** and Kazi JU (2013) FLT3 mutations in patients with childhood acute lymphoblastic leukemia (ALL) **Med Oncol** 30, 462. Letter
37. Kazi JU and **Rönstrand L** (2012) Src-like adaptor protein (SLAP) binds to the receptor tyrosine kinase Flt3 and modulates receptor stability and downstream signaling. **PLOS One** 7, e53509
38. Kazi JU and **Rönstrand L** (2012) FLT3 signals via the adapter protein Grb10 and overexpression of Grb10 leads to aberrant cell proliferation in acute myeloid leukemia. **Mol Oncol** 7, 402-18

39. *Kazi JU, Sun J, Phung B, Zadjali F, Flores-Morales A, **Rönstrand L** (2012) Suppressor of Cytokine Signaling 6 (SOCS6) Negatively Regulates Flt3 Signal Transduction through Direct Binding to Phosphorylated Tyrosines 591 and 919 of Flt3. **J Biol Chem** 287, 36509-17
40. Lin DC, Yin T, Koren-Michowitz M, Ding LW, Gueller S, Gery S, Tabayashi T, Bergholz U, Kazi JU, **Rönstrand L**, Stocking C, Koeffler HP.(2012) Adaptor protein Lnk binds to and inhibits normal and leukemic FLT3. **Blood** 120, 3310-7
41. Leischner H, Albers C, Grundler R, Razumovskaya E, Spiekermann K, Bohlander SK, **Rönstrand L**, Götzke KS, Peschel C and Duyster J (2012) SRC is a signaling mediator in FLT3-ITD but not in FLT3-TDK positive-AML. **Blood** 119, 4026-33
42. Munksgaard Persson M, Johansson ME, Monsef N, Planck M, Beckman S, Seckl M, **Rönstrand L**, Pählman S, Pettersson HM. (2012) HIF-2 α expression is suppressed in SCLC cells, which survive at moderate and severe hypoxia by HIF-independent mechanisms. **Am J Pathol** 180, 494-504
43. Heidel FH, Razumovskaya E, Mack TS, Blum M-C, Lipka DB, Ballaschk A, Borrmann A-K, Kramb J-P, Plutizki S, **Rönstrand L**, Dannhardt G and Fischer T (2012) 3,4-Diarylmaleimides – a novel class of kinase inhibitors effectively induce apoptosis in FLT3-ITD dependent cells. **Ann Hematol** 91, 331-44
44. Phung B, Sun J, Steingrimsson E, **Rönstrand L** (2011) C-Kit Signaling Depends on Microphthalmia- Associated Transcription Factor for Effects on Cell Proliferation. **PLoS ONE** 6, e24064
45. Nordigården A, Zetterblad J, Trinks C, Gréen H, Eliasson P, Druid P, Lotfi K, **Rönstrand L**, Walz TM, Jönsson JI (2011) Irreversible pan-ERBB inhibitor canertinib elicits anti-leukaemic effects and induces the regression of FLT3-ITD transformed cells in mice **Brit J Haematol** 155, 198-208
46. Razumovskaya E, Sun J and **Rönstrand L** (2011) Inhibition of MEK5 by BIX02188 induces apoptosis in cells expressing the oncogenic mutant FLT3-ITD. **Biochem Biophys Res Commun** 412, 307-312
47. Kharazi S, Mead AJ, Mansour A, Hultquist A, Böiers C, Luc S, Buza-Vidas N, Ma Z, Ferry H, Atkinson D, Reckzeh K, Masson K, Cammenga J, **Rönstrand L**, Arai F, Suda T, Nerlov C, Sitnicka E, Jacobsen SE (2011) Impact of gene dosage, loss of wild type allele and FLT3 ligand on Flt3-ITD induced myeloproliferation **Blood** 118, 3613-21

48. Arora D, Stopp S, Böhmer SA, Schons J, Godfrey R, Masson K, Razumovskaya E, **Rönnstrand L**, Böhmer FD and Müller JP (2011) Protein tyrosine phosphatase Dep-1 controls receptor tyrosine kinase FLT3 signalling **J Biol Chem** 286, 10918-29
49. Al-Zadjali F, Pike AC, Vesterlund M, Sun J, Wu C, **Rönnstrand L**, Knapp S, Bullock AN and Flores-Morales A (2011) Structural basis for c-KIT inhibition by the suppressor of cytokine signaling 6 (SOCS6) ubiquitin ligase. **J Biol Chem** 286, 480-490
50. Razumovskaya E, Masson K, Khan R, Bengtsson S and **Rönnstrand L** (2009) Oncogenic Flt3 receptors display different specificity and kinetics of autophosphorylation. **Exp Hematol** 37, 979-89
51. Masson K, Liu T, Sun J and **Rönnstrand L** (2009) A role of Gab2 association in Flt3-ITD mediated STAT5 phosphorylation and cell survival. **Br J Haematol** 146, 193-202
52. *Sun J, Pedersen M, and **Rönnstrand L** (2009) The D816V mutation of c-Kit circumvents a requirement for Src family kinases in c-Kit signal transduction. **J Biol Chem** 284, 11039-11047
53. Breitenbuecher F, Markova B, Kasper S, Carius B, Stauder T, Böhmer FD, Masson K, **Rönnstrand L**, Huber C, Kindler T and Fischer T (2009) A novel Molecular Mechanism of Primary Resistance to FLT3-Kinase Inhibitors in Acute Myeloid Leukemia. **Blood** 113, 4063-4073
54. Pedersen M, **Rönnstrand L**, and Sun J (2009) The c-Kit/D816V mutation eliminates the differences in signal transduction and biological responses between two isoforms of c-Kit. **Cell Signal** 21, 413-418
55. Pedersen M, Löfstedt T, Sun J, Holmquist-Mengelbier L, Pählman S and **Rönnstrand L** (2008) Stem cell factor induces HIF-1alpha at normoxia in hematopoietic cells. **Biochem Biophys Res Commun** 377, 98-103
56. Sun J, Pedersen M and **Rönnstrand L** (2008) GAB2 is involved in differential PI3-kinase signaling by two splice forms of c-Kit. **J Biol Chem** 283, 27444-27451
57. Ceder JA, Jansson L, Ehrnström RA, **Rönnstrand L**, Abrahamsson PA (2008) The characterization of epithelial and stromal subsets of candidate stem/progenitor cells in the human adult prostate. **Eur Urol** 53, 524-31
58. Sun J, Pedersen M, Bengtsson S and **Rönnstrand L** (2007) Grb2 mediates negative regulation of the stem cell factor receptor/c-Kit by recruitment of Cbl. **Exp Cell Res** 313, 3935-42

59. Edling CE, Pedersen M, Carlsson L, **Rönstrand L**, Palmer RH, and Hallberg B (2007) Hematopoietic progenitor cells and mast cells utilize conventional PKC to suppress PKB/Akt activity in response to c-Kit stimulation. **Br J Haematol** 136, 260-8
60. Masson K, Heiss E, Band, H. and **Rönstrand L** (2006) Direct binding of Cbl to pY568 and pY936 of the stem cell factor receptor/c-Kit is required for ligand-induced ubiquitination, internalization and degradation. **Biochem J** 399, 59-67
61. *Heiss E, Masson, K., Sundberg, C., Pedersen M, Sun J, Bengtsson S and **Rönstrand L** (2006) Identification of Y589 and Y599 in the juxtamembrane domain of Flt3 as ligand-induced autophosphorylation sites involved in binding of Src family kinases and the protein tyrosine phosphatase SHP2. **Blood** 108, 1542-1550
62. Rebholtz H, Panasuyk G, Fenton T, Nemazanyy I, Valovka T, Flajolet M **Rönstrand L**, Stephens L, West A, and Gout IT (2006) Receptor association and tyrosine phosphorylation of S6 kinases. **FEBS J** 273, 2023-2036
63. Théo-Anton N, Tabone S, Brouty-Boyé D, Saffroy R, **Rönstrand L** Lemoine A, and Emile J-F (2006) Co expression of SCF and KIT in gastrointestinal stromal tumors (GISTs) suggests an autocrine/paracrine mechanism. **Br J Cancer** 94, 1180-1185
64. Hassel S, Yakymovych M, Hellman U, **Rönstrand L**, Knaus P and Souchelnyskiy S (2006) Interaction and functional synergy between the serine/threonine kinase bone morphogenetic protein type II receptor with the tyrosine kinase stem cell factor receptor stem cell factor receptor **J Cell Physiol** 206, 457-467
65. Demoulin J-B, Ericsson J, Kallin A, Rorsman C, **Rönstrand L** and Heldin C-H (2004) "Platelet-derived growth factor stimulates membrane lipid synthesis through activation of phosphatidylinositol 3-kinase and sterol regulatory-element binding proteins". **J Biol Chem** 279, 35392-35402
66. Kallin A, Demoulin J-B, Nishida K, Hirano T, **Rönstrand L**. and Heldin C-H (2004) "Gab1 contributes to cytoskeletal reorganization and chemotaxis in response to platelet-derived growth factor" **J Biol Chem** 279, 17897-17904
67. Alvarado-Kristensson M, Melander F, Leandersson K, **Rönstrand L**, Wernstedt C and Andersson T (2004) p38-MAPK signals survival by phosphorylation of caspase-8 and caspase-3 in human neutrophils **J Exp Med** 199, 449-458
68. Persson C, Sävenhed C, Bourdeau A, Tremblay M, Markova B, Böhmer FD, Haj FG, Neel BG, Heldin C-H, **Rönstrand L**, Östman A and Hellberg C (2004) Site-selective regulation

- of platelet-derived growth factor beta receptor tyrosine phosphorylation by T-cell protein tyrosine phosphatase. **Mol Cell Biol** 24, 2190-2201
69. Neuschäfer-Rube F, Hermosilla R, Rehwald M, **Rönstrand L**, Schüle R, Wernstedt C and Püschel GP (2004) Identification of a Ser/Thr cluster in the C-terminal domain of the human prostaglandin EP4-R essential for agonist-induced beta-arrestin 1-recruitment that differs from the apparent principal phosphorylation site **Biochem J** 379, 573-585
70. Demoulin J-B, Kon Seo J, Ekman S, Grapengiesser E, Engström U, Hellman U, **Rönstrand L** and Heldin C-H (2003) Ligand-induced recruitment of Na⁺/H⁺ exchanger regulatory factor to the platelet-derived growth factor (PDGF) receptor regulates actin cytoskeleton reorganization by PDGF **Biochem J** 376, 505-510
71. Ivanov KI, Puustinen P, Gabrenaite R, Vihinen H, **Rönstrand L**, Valmu L, Kalkkinen N and Mäkinen K (2003) Phosphorylation of the potyvirus capsid protein by protein kinase CK2 and its relevance for virus infection **Plant Cell** 15, 2124-2139
72. Lennartsson J, Wernstedt C, Engström U, Hellman U and **Rönstrand L** (2003) Identification of Tyr900 in the kinase domain of c-Kit as a Src-dependent phosphorylation site mediating interaction with c-Crk **Exp Cell Res** 288, 110-118
73. Lundin L, **Rönstrand L**, Cross M, Hellberg C, Lindahl U, Claesson-Welsh L (2003) Differential tyrosine phosphorylation of fibroblast growth factor (FGF) receptor-1 and receptor proximal signal transduction in response to FGF-2 and heparin. **Exp Cell Res** 287, 190-198
74. Sørensen CS, Syljuåsen RG, Falck J, Schroeder T, **Rönstrand L**, Khanna KK, Zhou BB, Bartek J and Lukas J (2003) Chk1 regulates the S phase checkpoint by coupling the physiological turnover and ionizing radiation-induced accelerated proteolysis of Cdc25A **Cancer Cell** 3, 247-258
75. Markova B, Herrlich P, **Rönstrand L** and Böhmer FD (2003) Identification of protein tyrosine phosphatases associating with the PDGF receptor **Biochemistry** 42, 2691-2699
76. Karger EM, Frolova OY, Fedorova NV, Baratova LA, Ovchinnikova TV, Susi P, Mäkinen K, **Rönstrand L**, Dorokhov YL and Atabekov JG (2003) Dysfunctionality of a tobacco mosaic virus movement protein mutant mimicking threonine 104 phosphorylation **J Gen Virol** 84, 727-732
77. Nore B, Mattsson PT, Antonsson P, Bäckesjö, CM, Westlund A, Lennartsson J, Hansson H, Low P, **Rönstrand L** and Smith CIE (2003) Identification of phosphorylation sites within the SH3 domains of Tec family tyrosine kinases **Biochem Biophys Acta** 1645, 123-132

78. Autero M, Heiska L, **Rönnstrand L**, Vaheri A, Gahmberg CG and Carpén O (2003) Ezrin is a substrate for Lck in T cells **FEBS Lett** 535, 82-86
79. Micke P, Basrai M, Faldum A, Bittinger F, **Rönnstrand L**, Blaukat A, Beeh KM, Oesch F, Fischer B, Buhl R and Hengstler JG (2003) Characterization of c-kit expression in small cell lung cancer: prognostic and therapeutic implications **Clin Cancer Res** 9, 188-194
80. Voytyuk O, Lennartsson J, Mogi A, Caruana G, Courtneidge S, Ashman LK and **Rönnstrand L** (2003) Src family kinases are involved in the differential signaling from two splice forms of c-Kit **J Biol Chem** 278, 9159-9166
81. Wollberg P, Lennartsson J, Gottfridsson E, Yoshimura A, **Rönnstrand L** (2003) The adapter protein APS associates with the multifunctional docking sites Tyr-568 and Tyr-936 in c-Kit **Biochem J** 370, 1033-1038
82. Hägg M, Liljegren A, Carlsson J, **Rönnstrand L** and Lennartsson J (2002) EGF and dextran-conjugated EGF induces differential phosphorylation of the EGF receptor **Int J Mol Med** 10, 655-659
83. Ekman S, Kallin A, Engström U, Heldin CH and **Rönnstrand L** (2002) SHP-2 is involved in heterodimer specific loss of phosphorylation of Tyr771 in the PDGF beta-receptor **Oncogene** 21, 1870-1875
84. Palumbo R, Gaetano C, Antonini A, Pompilio G, Bracco E, **Rönnstrand L**, Heldin CH, Capogrossi MC (2002) Different effects of high and low shear stress on platelet-derived growth factor isoform release by endothelial cells: consequences for smooth muscle cell migration **Arterioscler Thromb Vasc Biol** 22, 405-411
85. Göransson O, Resjö S, **Rönnstrand L**, Manganiello V and Degerman E (2000) Ser-474 is the major target of insulin-mediated phosphorylation of protein kinase B beta in primary rat adipocytes **Cell Signal** 14, 175-182
86. Chian R, Young S, Danilkovitch-Miagkova A, **Rönnstrand L**, Leonard E, Ferrao P, Ashman L and Linnekin D (2001) Phosphatidylinositol 3 kinase contributes to the transformation of hematopoietic cells by the D816V c-Kit mutant **Blood** 98, 1365-1373
87. Söderholm H, Olsson A, Lavenius E, **Rönnstrand L** and Nånberg E (2001) Activation of Ras, Raf-1 and protein kinase C in differentiating human neuroblastoma cells after treatment with phorbol ester and NGF **Cell Signal** 13, 95-104
88. Hansen K, Farkas T, Lukas J, Holm K, **Rönnstrand L** and Bartek J (2001) Phosphorylation-dependent and -independent functions of p130 cooperate to evoke a sustained G1 block **EMBO J** 20, 422-432

89. Anderson KE, Lipp P, Bootman M, Ridley SH, Coadwell J, **Rönnstrand L**, Lennartsson J, Holmes AB, Painter GF, Thuring J, Lim Z, Erdjument-Bromage H, Grewal A, Tempst P, Stephens LR and Hawkins PT (2000) DAPP1 undergoes PI3-kinase-dependent cycle of plasma-membrane recruitment and endocytosis upon cell stimulation **Curr Biol** 10, 1403-1412
90. Siegbahn A, Johnell M, Rorsman C, Ezban M, Heldin CH and **Rönnstrand L** (2000) Binding of factor VIIa to tissue factor on human fibroblasts leads to activation of phospholipase C and enhanced PDGF-BB-stimulated chemotaxis **Blood** 96, 3452-3458
91. Molander C, Kallin A, Izumi H, **Rönnstrand L** and Funa K (2000) TNF-alpha suppresses the PDGF beta-receptor kinase **Exp Cell Res** 258, 65-71
92. Thullberg M, Bartkova J, Khan S, Hansen K, **Rönnstrand L**, Lukas J, Strauss M and Bartek J (2000) Distinct versus redundant properties among members of the INK4 family of cyclin-dependent kinase inhibitors **FEBS Lett.** 470, 161-166
93. Sjöblom T, Boureux A, **Rönnstrand L**, Heldin CH, Ghysdael J and Östman A (1999) Characterization of the chronic myelomonocytic leukemia associated TEL-PDGF beta R fusion protein **Oncogene** 18, 7055-7062
94. Lennartsson J, Blume-Jensen P, Hermanson M, Pontén E, Carlberg M and **Rönnstrand L** (1999) Phosphorylation of Shc by Src family kinases is necessary for stem cell factor receptor /c-kit mediated activation of the Ras/MAP kinase pathway and c-fos induction **Oncogene** 18, 5546-5553
95. **Rönnstrand L**, Siegbahn A, Rorsman C, Johnell M, Hansen K and Heldin CH (1999) Overactivation of phospholipase C-gamma1 renders platelet-derived growth factor beta-receptor-expressing cells independent of the phosphatidylinositol 3-kinase pathway for chemotaxis **J Biol Chem** 274, 22089-22094
96. Emaduddin M, Ekman S, **Rönnstrand L** and Heldin CH (1999) Functional co-operation between the subunits in heterodimeric platelet-derived growth factor complexes **Biochem J** 341, 523-528
97. **Rönnstrand L**, Arvidsson AK, Kallin A, Rorsman C, Hellman U, Engström U, Wernstedt C and Heldin CH (1999) SHP-2 binds to Tyr763 and Tyr1009 in the PDGF beta-receptor and mediates PDGF-induced activation of the Ras/MAP kinase pathway and chemotaxis **Oncogene** 18, 3696-3702
98. Thömmes K, Lennartsson J, Carlberg M and **Rönnstrand L** (1999) Identification of Tyr-703 and Tyr-936 as the primary association sites for Grb2 and Grb7 in the c-Kit/stem cell factor receptor **Biochem J** 341, 211-216

99. Ekman S, Thuresson ER, Heldin CH and **Rönnstrand L** (1999) Increased mitogenicity of an alphabeta heterodimeric PDGF receptor complex correlates with lack of RasGAP binding **Oncogene** 18, 2481-2488
100. Marklund S, Kijas J, Rodriguez-Martinez H, **Rönnstrand L**, Funa K, Moller M, Lange D, Edfors-Lilja I and Andersson L (1998) Molecular basis for the dominant white phenotype in the domestic pig. **Genome Res** 8, 826-833
101. Yokote K, Hellman U, Ekman S, Saito Y, **Rönnstrand L**, Saito Y, Heldin C.H. and Mori S (1998) Identification of Tyr-762 in the platelet-derived growth factor alpha-receptor as the binding site for Crk proteins **Oncogene** 16, 1229-1239
102. Anthonsen MW, **Rönnstrand L**, Wernstedt C, Degerman E and Holm C (1998) Identification of novel phosphorylation sites in hormone sensitive lipase that are phosphorylated in response to isoproterenol and govern activation properties *in vitro* **J Biol Chem** 273, 215-221
103. Hansen K, Alonso G, Courtneidge SA, **Rönnstrand L** and Heldin C-H (1997) PDGF-induced phosphorylation of Tyr28 in the N-terminus of Fyn affects Fyn activation. **Biochem Biophys Res Com** 241, 355-362
104. Kozawa O, Blume-Jensen P, Heldin C-H and **Rönnstrand L** (1997) Involvement of phosphatidylinositol-3'-kinases in Kit/stem cell factor-induced phospholipase D activation and arachidonic acid release. **Eur J Biochem** 248, 149-155
105. Hansen K, **Rönnstrand L**, Rorsman C, Hellman U and Heldin C-H (1997) Association of coatmer proteins with the beta-receptor for platelet-derived growth factor. **Biochem Biophys Res Comm.**235, 455-460
106. Hansen K, **Rönnstrand L**, Claesson-Welsh L and Heldin C-H (1997) Phosphorylation of a 72 kDa phosphoprotein in PDGF-stimulated cells which forms complex with c-Crk, c-Fyn and Eps15. **FEBS Lett** 409, 195-200
107. Kovalenko M, **Rönnstrand L**, Heldin C-H, Loubchenkov M, Gazit A, Levitzki A, and Böhmer FD (1997) Phosphorylation site-specific inhibition of platelet-derived growth factor receptor autophosphorylation by the receptor blocking tyrophostin AG1296. **Biochemistry** 36, 6260-6269
108. Hansen K, Johnell M, Siegbahn A, Rorsman C, Engström U, Wernstedt C, Heldin C-H and **Rönnstrand L** (1996) Mutation of a Src phosphorylation site in the PDGF beta-receptor leads to increased PDGF-stimulated chemotaxis but decreased mitogenesis. **EMBO J** 15, 5299-5313

109. Rahn T, **Rönstrand L**, Leroy M-J, Wernstedt C, Tornqvist H, Manganiello VC, Belfrage P and Degerman E (1995) Identification of the site in the cGMP-inhibited phosphodiesterase phosphorylated in adipocytes in response to insulin and isoproterenol. **J Biol Chem** 271, 11575-11580
110. Yokote K, Mori S, Siegbahn A, **Rönstrand L**, Wernstedt C, Heldin C-H, and Claesson-Welsh L (1995) Structural determinants in the PDGF alpha-receptor implicated in modulation of chemotaxis. **J Biol Chem** 271, 5101-5111
111. Blume-Jensen P, Wernstedt C, Heldin C-H and **Rönstrand L** (1995) Identification of the major phosphorylation sites for protein kinase C in Kit/SCF receptor *in vivo* and in intact cells. **J Biol Chem** 270, 14192-14200.
112. Eriksson A, Nånberg E, **Rönstrand L**, Engström U, Hellman U, Carpenter G, Heldin C-H and Claesson-Welsh L (1995) Demonstration of functionally different interactions between phospholipase Cgamma and the two types of PDGF receptors. **J Biol Chem** 270, 7773-7781
113. Kovalenko M, Gazit A, Böhmer A, Rorsman C, **Rönstrand L**, Heldin C-H, Waltenberger J, Böhmer FD and Levitzki A (1994) Selective PDGF receptor kinase blockers reverse *sis*-transformation. **Cancer Res** 54, 6106-6114
114. Arvidsson A-K, Rupp E, Nånberg E, Downward J, **Rönstrand L**, Wennström S, Schlessinger J, Heldin C-H and Claesson-Welsh L (1994) Tyr716 in the PDGF beta-receptor kinase insert is involved in GRB2-binding and Ras activation. **Mol Cell Biol** 14, 6715-6726
115. Rupp E, Siegbahn A, **Rönstrand L**, Wernstedt C, Claesson-Welsh L, and Heldin C-H (1994) A unique autophosphorylation site in the PDGF alpha-receptor from a heterodimeric receptor complex. **Eur J Biochem** 225, 29-41
116. Blume-Jensen P, **Rönstrand L**, Gout I, Waterfield MD and Heldin C-H (1994) Modulation of Kit/stem cell factor receptor-induced signaling by protein kinase C. **J Biol Chem** 269, 21793-21802
117. Mori S, **Rönstrand L**, Claesson-Welsh L and Heldin C-H (1994) A tyrosine residues in the juxtamembrane segment of the platelet-derived growth factor beta-receptor is critical for ligand-mediated endocytosis. **J Biol Chem** 269, 4917-4921
118. Blume-Jensen P, Siegbahn A, Stabel S, Heldin C-H, and **Rönstrand, L** (1993) Increased Kit/SCF receptor induced mitogenicity but abolished cell motility after inhibition of protein kinase C. **EMBO J** 12, 4199-4209

119. Mori S, **Rönstrand, L**, Yokote, K, Engström, Å, Courtneidge, S, Claesson-Welsh, L, and Heldin, C-H (1993) Identification of two juxtamembrane autophosphorylation sites in the PDGF beta-receptor. Involvement in the interaction with Src family tyrosine kinases. **EMBO J** 12, 2257-2264
120. **Rönstrand, L**, Mori, S, Arvidsson, A-K, Eriksson, A, Wernstedt, C, Hellman, U, Claesson-Welsh, and Heldin, C-H (1992) Identification of two c-terminal autophosphorylation sites in the PDGF beta-receptor. Involvement in the interaction with phospholipase C-gamma. **EMBO J** 11, 3911-3919
121. Andres JL, **Rönstrand L**, Cheifetz S and Massagué J (1991) Purification of the TGF-beta binding proteoglycan betaglycan. **J Biol Chem** 266, 23282-23287
122. Ichijo H, **Rönstrand L**, Miyagawa K, Ohashi H, Heldin C-H and Miyazono K (1991) Purification of TGF-beta1 binding proteins from porcine uterus membranes. **J Biol Chem** 266, 22459-22464
123. Laiho M, **Rönstrand L**, Heino J, DeCaprio JA, Ludlow JW, Livingston DM and Massagué J (1991) Control of JunB and extracellular matrix protein expression by transforming growth factor-beta1 is independent of SV 40 T antigen-sensitive growth inhibitory events. **Mol Cell Biol** 11, 972-978
124. **Rönstrand, L**, Sorokin, A, Engström, U and Heldin, C-H (1990) Characterization of the platelet-derived growth factor beta-receptor kinase activity by use of synthetic peptides. **Biochem Biophys Res Comm** 167, 1333-1340
125. Heldin C-H, Ernlund A, Rorsman C and **Rönstrand L** (1989) Dimerization of B type PDGF receptors occurs after ligand binding and is closely associated with receptor kinase activation. **J Biol Chem** 264, 8905-8912
126. Fellström B, Klareskog L, Heldin C-H, Larsson E, **Rönstrand L**, Terracio L, Tufveson G, Wahlberg J and Rubin K (1989) Platelet-derived growth factor receptors in the kidney - an upregulated expression in renal inflammation. **Kidney Int** 36, 1099-1102
127. Terracio L, **Rönstrand L**, Tingström A, Rubin K, Claesson-Welsh L, Funa K and Heldin C-H (1988) Induction of PDGF receptor expression in smooth muscle cells and fibroblasts upon tissue culturing. **J Cell Biol** 107, 1947-1957
128. **Rönstrand L**, Terracio L, Claesson-Welsh L, Heldin C-H and Rubin K (1988) Characterization of two monoclonal antibodies reactive with the external domain of the platelet-derived growth factor receptor. **J Biol Chem** 263, 10429-10435
129. Rubin K, Tingström A, Hansson GK, Larsson E, **Rönstrand L**, Klareskog L, Claesson-Welsh L, Heldin C-H, Fellström B and Terracio L (1988) Induction of PDGF B-

type receptors in vascular inflammation: possible implications for the development of vascular proliferative lesions. **Lancet** 1, 1353-1356

130. Heldin C-H, Bäckström G, Östman A, Hammacher A, **Rönstrand L**, Rubin K, Nistér M and Westermark B (1988) Binding of different dimeric forms of PDGF to human fibroblasts: evidence for two separate receptor types. **EMBO J** 7, 1387-1393
131. Nistér M, Hammacher A, Mellström K, Siegbahn A, **Rönstrand L**, Westermark B and Heldin C-H (1988) A glioma-derived PDGF A chain homodimer has different functional activities than a PDGF AB heterodimer purified from human platelets. **Cell** 52, 791-799
132. Rubin K, Terracio L, **Rönstrand L**, Heldin C-H and Klareskog L (1988) Expression of platelet-derived growth factor receptors is induced on connective tissue cells during chronic synovial inflammation. **Scand J Immunol** 27, 285-294
133. Claesson-Welsh L, **Rönstrand L**, and Heldin C-H (1988) Biosynthesis and intracellular processing of the receptor for platelet-derived growth factor. **Proc Natl Acad Sci USA** 84, 8796-8800
134. Fellström B, Klareskog L, Larsson E, Tufveson G, Wahlberg J, **Rönstrand L**, Heldin C-H, Terracio L, and Rubin K (1987) Tissue distribution of macrophages, class II transplantation antigens, and receptors for platelet-derived growth factor in normal and rejected human kidneys. **Transplant Proc** 19, 3625-3627
135. **Rönstrand L**, Beckmann MP, Faulders B, Östman A, Ek B, and Heldin C-H (1987) Purification of the receptor for platelet-derived growth factor from porcine uterus. **J Biol Chem** 262, 2929-2932
136. Heldin C-H, Ek B, and **Rönstrand L** (1983) Characterization of the receptor for platelet-derived growth factor on human fibroblasts. Demonstration of an intimate relationship with a 185,000-Dalton substrate for the platelet-derived growth factor-stimulated kinase. **J Biol Chem** 258, 10054-10061

Reviews and chapters in books

1. Thingholm TE, **Rönstrand L** and Rosenberg PA (2020) Why and how to investigate the role of protein phosphorylation in ZIP and ZnT zinc transporter activity and regulation. *Cell Mol Life Sci* Feb 19 [Epub ahead of print]
2. Kazi JU and **Rönstrand L** (2019) FMS-like tyrosine kinase 3/ FLT3: from basic science to clinical implications. **Physiol Rev.** 99, 1433-1466

3. Kazi JU and **Rönstrand L** (2019) Kazi JU and **Rönstrand L** (2019). The role of SRC family kinases in FLT3 signaling. *Int J Biochem Cell Biol.* 107, 32-37
4. Kabir NN, **Rönstrand L** and Kazi JU (2017) GRB10. In: *Encyclopaedia of Signaling Molecules*, 2nd Edition. Springer. p. 1-4. DOI 10.1007/978-1-4614-6438-9_101665-1
5. Moharram SA, **Rönstrand L** and Kazi JU (2017) Src-like adapter protein (SLAP). In: *Encyclopaedia of Signaling Molecules*, 2nd Edition. Springer.
6. Moharram SA, **Rönstrand L** and KAZI JU (2017) Src-like adapter protein 2 (SLAP2). In: *Encyclopaedia of Signaling Molecules*, 2nd Edition. Springer.
7. Rupar K, Kazi JU and **Rönstrand L** (2017) Stem cell factor receptor (KIT). In: *Encyclopaedia of Signaling Molecules*, 2nd Edition. Springer.
8. Kazi JU, Moharram SA and **Rönstrand L** (2017). FMS-like tyrosine kinase-3 (FLT3). In: *Encyclopaedia of Signaling Molecules*, 2nd Edition. Springer.
9. Kazi JU, Kabir NN and **Rönstrand L** (2017) Brain expressed x-linked 3 (BEX3). In: *Encyclopaedia of Signaling Molecules*, 2nd Edition. Springer.
10. Kazi JU, Kabir NN and **Rönstrand L** (2015) Brain-Expressed X-linked (BEX) proteins in human cancer. **BBA Reviews on Cancer.** 1856, 226-33
11. Lennartsson J and **Rönstrand L** (2016) KIT (v-kit Hardy-Zuckerman 4 feline sarcoma viral oncogene homolog) **Atlas Genet Cytogenet Oncol Haematol** 20, 441-444
12. Lennartsson J and **Rönstrand L** (2015) The KIT receptor tyrosine kinase. In: **Receptor Tyrosine Kinase: Family and Subfamilies**. Eds. Deric Wheeler and Yosef Yarden, Springer Science.
13. Sun J, Scheduling S and **Rönstrand L** (2015) Mesenchymal – Development and Regeneration Potential. **The SAGE Encyclopedia of Stem Cell Research**, Second Edition, SAGE Publications, Inc. 752-755, DOI: 10.4135/9781483347660.n278
14. Sun J, Scheduling S and **Rönstrand L** (2015) Mesenchymal Stem Cells. **The SAGE Encyclopedia of Stem Cell Research**, Second Edition, SAGE Publications, Inc. 762-764, DOI: 10.4135/9781483347660.n282

15. Kazi JU, Kabir NN, and **Rönstrand L** (2015) Drug Testing and Drug Development in Cell Culture. **The SAGE Encyclopedia of Stem Cell Research**, Second Edition, SAGE Publications, Inc. 363-366, DOI: 10.4135/9781483347660.n133
16. Kazi JU, Sun J and **Rönstrand L** (2015) Fluorescent Activated Cell Sorting. **The SAGE Encyclopedia of Stem Cell Research**, Second Edition, SAGE Publications, Inc. 418-420, DOI: 10.4135/9781483347660.n153
17. Lindblad O, Kazi JU, **Rönstrand L** (2015) Bone marrow transplants. **The SAGE Encyclopedia of Stem Cell Research**, Second Edition, SAGE Publications, Inc. 129-132, DOI: 10.4135/9781483347660.n50
18. Kazi JU, Kabir NN, **Rönstrand L** (2015) Role of SRC-like adaptor protein (SLAP) in immune and malignant cell signaling. **Cell Mol Life Sci** 72, 2535-44
19. Kazi, JU, Flores-Morales, A and **Rönstrand L** (2015) SOCS6 (Suppressor of Cytokine Signaling 6). **Atlas Genet Cytogenet Oncol Haematol** 19, 50-52
20. Kabir NN, Sun J, **Rönstrand L** and Kazi JU (2014) SOCS6 is a selective suppressor of receptor tyrosine kinase signaling. **Tumor Biology**. 35,10581-9
21. Kazi JU, Kabir NN, Flores-Morales A, and **Rönstrand L** (2014) SOCS proteins in regulation of receptor tyrosine kinase signaling. **Cell Mol Life Sci** 71, 3297-3310
22. Kazi JU, Kabir NN and **Rönstrand L** (2013) Protein kinase C (PKC) as a drug target in chronic lymphocytic leukemia. **Med Oncol** 30,757
23. Lennartsson J and **Rönstrand L** (2012) Stem cell factor receptor/c-Kit: from basic science to clinical implications. **Physiol Rev** 92, 1619-49
24. **Rönstrand L** (2011) Signaling by the Platelet-Derived Growth Factor Receptor Family. In: **Functioning of transmembrane receptors in Cell signaling** Eds. R.A. Bradshaw and E.A. Dennis. Chapter 17, pp. 117-124. Academic Press. ISBN 9780123822116
25. **Rönstrand L** (2009) Signaling by the Platelet-Derived Growth Factor Receptor Family. In: **Handbook of Cell Signaling**. Vol 2., Chapter 60, pp 427-434 2nd Ed. Elsevier. ISBN 978-0-12-374145-5

26. Masson K and **Rönstrand L** (2009) Oncogenic signaling from the hematopoietic growth factor receptors c-Kit and Flt3 **Cell Signal** 21, 1717-26
27. Liu T, Liu Z-Z, Zhu P, Cheng K-D, **Rönstrand L** (2008) Recent progress of FLT3 as a therapeutic target in acute leukemia. **Chinese Pharmacological Bulletin** 24(12), 1545-1548
28. Lennartsson J and **Rönstrand L** (2006) The stem cell factor receptor/c-Kit as a drug target in cancer. **Curr Cancer Drug Targets** 6, 65-75
29. Lennartsson J, Voytyuk O, Heiss E, Sundberg C, Sun J and **Rönstrand L** (2005) C-Kit signal transduction and involvement in cancer. **Cancer Ther** 3, 5-28
30. **Rönstrand L** (2004) Signal transduction via the stem cell factor receptor/c-Kit. **Cell Mol Life Sci** 61, 2535-2548
31. **Rönstrand L** and Heldin C-H (2001) Mechanisms of platelet-derived growth factor-induced chemotaxis. **Int J Cancer** 91, 757-762
32. Souchelnytskyi S, **Rönstrand L**, Heldin C-H and ten Dijke P Phosphorylation of Smad signalling proteins by receptor serine/threonine kinases. In: "Protein Kinase Protocols" (Methods in Molecular Biology Series, Vol. 124, pp. 107-120; 2001).
33. Heldin, C-H, Östman A. and **Rönstrand L** Signal transduction via PDGF receptors. **BBA Cancer Reviews** 1378, F79-F113. 1998
34. Heldin C-H and **Rönstrand L** Growth factor receptors in cell transformation. In: Oncogenes and tumour suppressor genes. Eds.: G. Peters and K. Vousden. Oxford University Press. 1997. P. 55-85. ISBN 978-0-19-963594-8
35. **Rönstrand L** and Heldin, C-H Purification of the platelet-derived growth factor beta-receptor from porcine uterus. **Meth Enzymol**, 1991, 200, 371-378
36. **Rönstrand L** Purification, characterization and studies on the *in vivo* distribution of the B-type receptor for platelet-derived growth factor. Acta Universitatis Upsaliensis. Comprehensive Summaries of Uppsala Dissertations from the Faculty of Medicine, Uppsala Universitet, Reprocentralen HSC, Uppsala 205, pp.1.64

37. Heldin C-H and **Rönstrand L** Platelet-derived growth factor B type receptor. In: Receptor Purification. Vol 1. Pp 303-314 Ed.: G. Litwack. Humana Press Inc., 1988 ISBN 978-0-89603-167-8
38. Heldin C-H and **Rönstrand L** The platelet-derived growth factor receptor. In: Receptor phosphorylation. Pp 149-162 Ed.: V. K. Moudgil. CRC Press. 1988 ISBN 9780849363184
39. Heldin C-H, Johnsson A, Ek B, Wennergren, S, **Rönstrand, L**, Hammacher, A, Faulders, B, Wasteson, Å and Westermark, B Purification of human platelet-derived growth factor. Meth Enzymol, 1987, 147, 3-13
40. Heldin C-H, Betsholtz C, Johnsson A, Nistér M, Ek B, **Rönstrand L**, Wasteson Å, and Westermark B Platelet-derived growth factor - mechanism of action and relation to oncogenes. J Cell Sci Suppl 1985, 3, 65-76
41. Ek B, **Rönstrand L** and Heldin C-H Stimulation of tyrosine phosphorylation by platelet-derived growth factor. Biochem Soc Trans 1984, 12, 759-762
42. Heldin C-H, Westermark B, Mellström K, Johnsson A, Ek B, Nistér M, Betsholtz C, **Rönstrand L** and Wasteson Å Platelet-derived growth factor – structural and functional aspects. Surv Synth Path Res 1983, 1, 154-164
43. Heldin C-H, Ek B and **Rönstrand L** Characterization of the fibroblast receptor for platelet-derived growth factor. Cell Biol Intn Rep, 1983, 7, 543-544